


**USHA MARTIN UNIVERSITY**



**USHA MARTIN  
UNIVERSITY**

**Feedback Analysis Report based on Stakeholder's Feedback (Student, Teacher)**

**(2018-19)**

**Usha Martin University**

Angara, Village - Narayansoso

Ranchi, Jharkhand, 835103



**Feedback analysis report for Student's**

**Report on feedback for course curriculum on UG and PG programs in Academic Year 2018-19**

Collecting student feedback is a regular feature in each academic year. The curriculum alignment and mapping with the industry needs and for adding diverse courses from social, ethical, human values, environmental science, and sustainability development into the course curriculum.


**Students' Feedback:**

The students' feedback at Usha Martin University is designed on

1. The curriculum of the program is based on its efficacy on entrepreneurship, employability, and skill development.
2. The program is based on the clarity of program/course objectives and outcomes
3. The ratio of theory and practical courses in the curriculum balanced with each other
4. The curriculum of the program inculcated necessary ethical values and concern for the society
5. The pattern of questions in examinations (internal/end semester) is effective & within the course content.
6. The teaching-learning tools i.e. LMS, demonstration, PowerPoint, chalk & board practices, etc. including program assessment methods (assignments/class test/seminar/field projects, etc) by teachers to cover the curriculum effectively and make it interesting for easy learning.
7. Course contents meet all the aspects and recent trends of the program.
8. The inclusion of Value Added Courses as additional courses to acquire extra knowledge & skills useful for self-improvement.
9. Overall Rating of the Program Curriculum.



**Graphical analysis for question 1: The curriculum of the program is based on its efficacy on entrepreneurship, employability, and skill development.**




**Figure 1: Feedback analysis for Question 1**

The majority of respondents (68.49%) fell into the Agree and Strongly Agree categories, indicating that the program's curriculum is generally well-regarded. It is noteworthy, therefore, that a sizable portion of respondents (31.51%) fall into the Disagree and Strongly Disagree groups. This discrepancy emphasizes the necessity of a thorough examination of certain curricular components linked to skill development, employability, and entrepreneurship.

Positive feelings were stated by 68.51% of respondents, who were satisfied with the curriculum's influence on skill development, employability, and entrepreneurship. It is important to recognize these affirmative reactions and utilize them as a basis for additional improvement.


**Graphical analysis for question 2: The program is based on the clarity of program/course objectives and outcomes**



**Figure 2: Feedback analysis for Question 2**

The majority of respondents (72.59%) fell into the Agree and Strongly Agree categories, indicating that the program's curriculum is generally well-regarded. It is noteworthy, therefore, that a sizable portion of respondents (27.39%) fall into the Disagree and Strongly Disagree groups. The program/course objectives and outcomes were not well understood by a significant portion of respondents.


**Graphical analysis for the question 3. The ratio of theory and practical courses in the curriculum is balanced with each other.**



**Figure 3: Feedback analysis for Question 3**

**Agree and Strongly Agree (71.23%):** A significant majority of respondents (71.23%) express agreement with the notion that the ratio of theory and practical courses in the curriculum is balanced. This indicates a generally positive sentiment toward the existing structure. **Disagree and Strongly Disagree (28.77%):** While a smaller proportion of respondents disagree, it is crucial to investigate the reasons behind their dissatisfaction to address any potential concerns.

**Graphical analysis for question 4: The curriculum of the program inculcated necessary ethical values and concern for society.**




**Figure 4: Feedback analysis for Question 4**

The majority of respondents (71.22%) fell into the Agree and Strongly Agree categories, indicating that the program's curriculum is generally well-regarded. It is noteworthy, therefore, that a sizable portion of respondents (28.7%) fall into the Disagree and Strongly Disagree groups. This report's goal is to examine participant input on how the program's curriculum incorporates social responsibility and essential ethical principles. The answers were divided into five categories: "Strongly Disagree" to "Strongly Agree."

A sizable fraction of respondents strongly disagreed with the statement, suggesting that the program's curriculum places too little focus on moral principles and societal concerns.

**Graphical analysis for question 5: The pattern of questions in examinations (internal/end semester) is effective & within the course content.**




**Figure 5: Feedback analysis for Question 5**

A significant portion of the respondents (38.36%) agreed with the effectiveness of the examination questions and their alignment with the course content. Strong agreement (34.25%)

indicates that a substantial number of students find the questions highly effective and in sync with the material covered in the course.

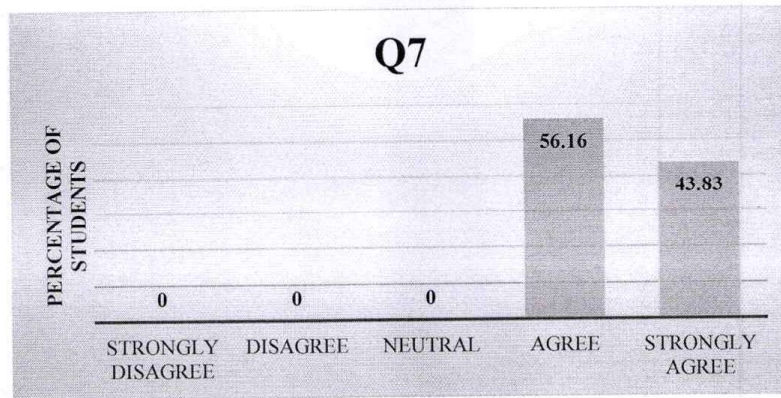
**Graphical analysis for question 6: The teaching-learning tools i.e. LMS, demonstration, PowerPoint, chalk & board practices, etc. including program assessment methods (assignments/class test/seminar/field projects, etc.) by teachers to cover the curriculum effectively and make it interesting for easy learning.**



**Figure 6: Feedback analysis for Question 6**

49.32% of respondents indicated that they "Agree" with the effectiveness of the teaching-learning tools and program assessment methods. 50.68% of respondents expressed a stronger sentiment by stating they "Strongly Agree." No respondents expressed disagreement with the effectiveness of these methods, as all responses fell under the "Agree" or "Strongly Agree" categories. No respondents expressed disagreement with the effectiveness of these methods, as all responses fell under the "Agree" or "Strongly Agree" categories.

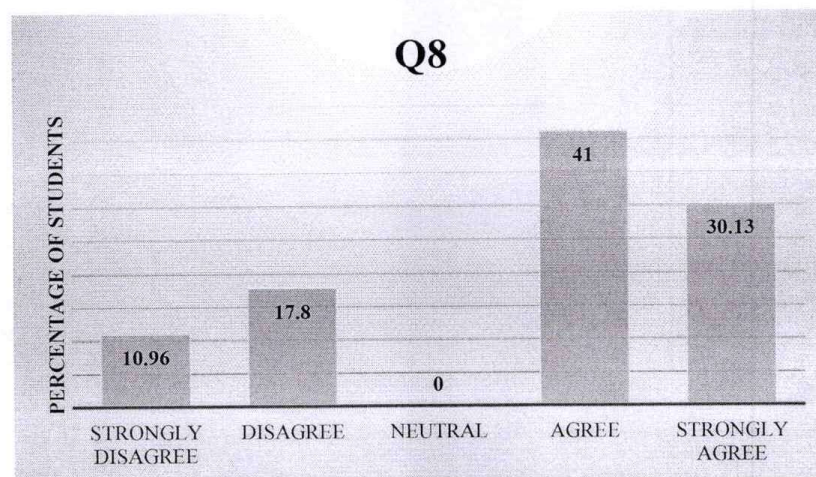
**Graphical analysis for question 7: Course contents meet all the aspects and recent trends of the program.**



**Figure 7: Feedback analysis for Question 7**

About 43.84 % of respondents strongly agree, and 56.16% agree, that the course materials are in good alignment with all elements and current program developments. This suggests that participants have a favorable opinion of how well the course material complies with program criteria and contemporary business trends.

**Graphical analysis for question 8: The inclusion of Value Added Courses as additional courses to acquire extra knowledge & skills useful for self-improvement.**




**Figure 8: Feedback analysis for Question 8**

The majority of respondents (71.13%) fell into the Agree and Strongly Agree categories, indicating that the program's curriculum is generally well-regarded. It is noteworthy, therefore, that a sizable portion of respondents (28.76%) fall into the Disagree and Strongly Disagree groups. There appears to be a diversity of perspectives about the addition of Value Added

Courses as extra options for gaining more knowledge and skills beneficial for self-improvement, according to the data collected from student comments.

**Graphical analysis for question 9: Overall Rating of the Program Curriculum**



**Figure 9: Feedback analysis for Question 9**

The student feedback data reveals a positive overall rating of the program curriculum.

- A significant 57.53% of participants strongly agree with the overall quality of the program curriculum.
- An additional 42.47% agree, contributing to an overwhelming majority expressing a positive sentiment towards the curriculum.

Notably, none of the replies expressed dissent or severe disagreement. This implies that there aren't any significant issues or the participants aren't unhappy with the program.

In conclusion, most students think well of the program curriculum, and a sizable portion of them say they agree or strongly agree with it. Although there is a sizable portion of students who have conflicting views or are unsure, overall, the reaction is positive. This suggests that students are usually satisfied with the program's content.




**Teacher’s Feedback**

Teachers are the building blocks of the education system. They play a vital role in the up-gradation of moral values and ethics of the students by utilizing their own experience and expertise in subjects. Usha Martin University, Ranchi realizes this fact and always gives much importance to all the recommendation that comes from the teachers.

The teacher’s feedback was evaluated based on the following points:

1. The accuracy in stating the program objectives & outcomes.
2. The structure of the curriculum is based on the attainment of career enhancement
3. The syllabus is updated in the curriculum based on the needs of various stakeholders.
4. The proportion of courses in terms of its focus on skill development, entrepreneurship development, and employability generation.
5. The ratio of theory and practical courses in the curriculum balanced with each other
6. Your participation in curriculum design, revision, and development methods.
7. The structure of the curriculum is designed as per the requirements of regulatory bodies.
8. The adequacy of prescribed reading material in the Departmental Library / Central Library in proportionate to the curriculum.
9. The values & ethics in the curriculum to build a good citizen.
10. The allocation of the credit to the courses is justified

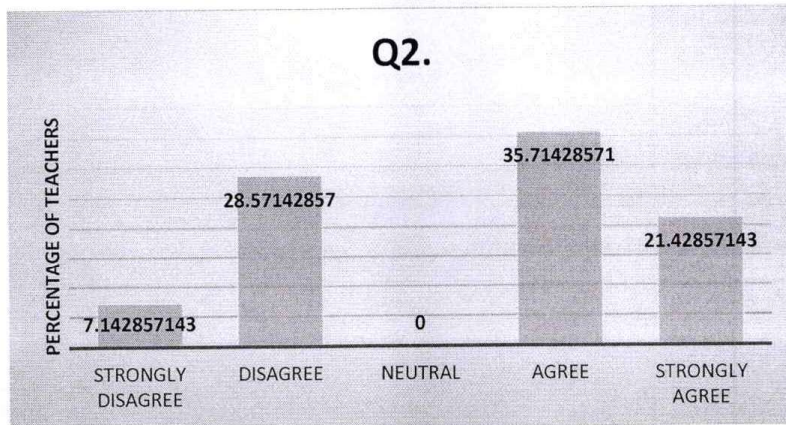
**Graphical analysis for question 1. The program is aligned with the stated program objectives & outcomes.**



**Figure 1: Feedback analysis for Question 1**

According to the findings, 28.56 % disagree with the statement and 71.41% agree. The earlier feedback underscored the need for laid-out program objectives to guarantee a fruitful educational journey.


**Graphical analysis for question 2. The structure of the curriculum is based on the attainment of career enhancement.**



**Figure 2: Feedback analysis for Question 2**

A significant portion of the participants, comprising of 35.71% 'Agreed and 21.42% 'Strongly Agreed, perceived a positive impact of the curriculum framework on career advancement. However, 35.71% of respondents do not agree with this sentiment. Overall, these results underscore the importance of scrutinizing and potentially enhancing the curriculum structure to ensure its alignment with students' career objectives.


**Graphical analysis for question 3. The syllabus is updated in the curriculum based on the needs of various stakeholders**



**Figure 3: Feedback analysis for Question 3**

According to the statistics, participants positively agreed that the curriculum should be updated regularly to reflect the demands of different stakeholders. The vast majority of participants (35.71 % 'Agreed' and 28.57 % strongly agreed) agreed that the curriculum is constantly reviewed and modified to reflect changing stakeholder requirements. On the other hand, 'Disagreed' with this statement was expressed by a lower number of respondents (28.56%). These results demonstrate the curriculum developers' proactive efforts to keep the information up-to-date and pertinent to meet stakeholder expectations as well as industry demands. This dedication to flexibility is essential to giving students an education that will enable them to succeed in their chosen fields of expertise.

**Graphical analysis for question 4. The proportion of courses in terms of its focus on skill development, entrepreneurship development, and employability generation.**



**Figure 4 : Feedback analysis for Question 4**

The information showed that participants felt positively about the percentage of courses that focused on entrepreneurship, skill development, and creating employability. 42.86 % of respondents, 'Agreed' that the curriculum rightly prioritizes these important topics. An additional 35.71% of respondents said they "strongly agreed," demonstrating strong support for the curriculum's emphasis on these topics.

**Graphical analysis for question 5: The ratio of theory and practical courses in the curriculum balanced with each other.**




Figure 5: Feedback analysis for Question 5

The information revealed how participants felt about the curriculum's mix of theoretical and practical training. Over 50% said they "Agreed," and 42.86% said they "strongly agreed" that the ratio of theoretical to practical training is suitable. These results emphasize that the curriculum is balanced and integrates both academic knowledge and real-world experience.

**Graphical analysis for question 6: Your participation in curriculum design, revision, and development methods.**





Figure 6: Feedback analysis for Question 6

Multiple opinions about the degree of participant involvement in curriculum design, revision, and development approaches are shown by the data. 'Strongly Agree' responses from 50% of participants indicate that they actively participate in these procedures, which suggests a high degree of participation and impact in curriculum development. However, 50% of respondents "Agree" that they are involved in these activities.


**Graphical analysis for question 7. The structure of the curriculum is designed as per the requirements of regulatory bodies.**



**Figure 7: Feedback analysis for Question 7**

The research suggests that participants have a generally good opinion of the curriculum's conformity with regulatory body standards. 71.42 % of the participants "Agreed" that the curriculum is created in compliance with these legal requirements. Furthermore, 28.57 % of respondents indicated that they "Strongly Agree," demonstrating a high degree of trust in the curriculum's adherence to legal criteria.

**Graphical analysis for question 8. The adequacy of prescribed reading material in the Departmental Library / Central Library in proportionate to the curriculum.**

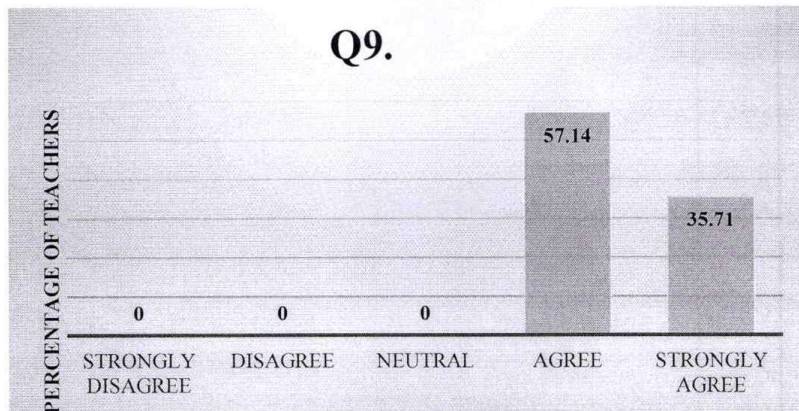


**Figure 8: Feedback analysis for Question 8**

The vast majority of the data shows that participants are content with how well the Departmental Library/Central Library's assigned reading selections fit the curriculum. The

proportion of participants who strongly agreed or agreed that the reading materials were adequate was outstanding, at 57.14% and 28.57%, respectively. These results emphasize how crucial it is to have a well-stocked library that meets students' learning requirements and enhances the curriculum. The resoundingly positive answer shows that users think the library's contents fit in nicely with their coursework, which is a good sign of the school's dedication to providing a supportive learning environment.


**Graphical analysis for question 9. The values & ethics in the curriculum to build a good citizen.**



**Figure 9: Feedback analysis for Question 9**

The information shows differing viewpoints about the inclusion of ethics and values in the curriculum to promote good citizenship. 35.71% strongly agreed and 57.14 % agreed, demonstrating a favorable opinion of the curriculum's capacity to inculcate these attributes.

**Graphical analysis for question 10. The allocation of the credit to the courses is justified.**



**Figure 10: Feedback analysis for Question 10**

A substantial majority 78.57% of respondents said they "Agreed," and 21.42% strongly agreed showing that they thought the allocation was warranted. By taking care of this, participants may benefit from a more equitable and transparent allocation of credits, which might improve their overall educational experience.

